




LUMENIA
LIGHT SMARTER

GENERAL CATALOGUE

2024



LIGHTING FOR HEALTH AND WELL-BEING



We design and manufacture professional lighting systems for indoor and outdoor. With our lighting knowledge, years of experience and wide range of products you get a partner that does not dissappoint and delivers on its promise.

OUR FOCUS IS PLACED ON DESIGN, HIGHEST EFFICACY, INNOVATIVENESS AND CARE FOR THE ENVIRONMENT.


Our product portfolio consists of LED lights for street, industrial, interior and outdoor lighting, solar lights and various wireless systems for energy management and control.

Serving the lighting industry for more than a decade, our aim from the beginning has been to make people's lives more enjoyable, businesses more productive and energy efficient, while also trying to make the world more sustainable. We try to achieve this by designing and manufacturing products of high-quality, modern design, environmentally friendly and with low power consumption. We only manufacture luminaires with LED light sources, LEDs being the most energy-efficient light source for luminaires.

As a business with a presence on various markets, we are required to comply with a number of different standards and norms, such as ISO, LM, EN, which we fully implement.

We are continuously improving workplace conditions for a more content, healthier and productive workplace. Our efforts to ensure a clean environment, efficient energy management and appropriate living conditions for future generations are merged into the environmental and energy management systems complying with the ISO 14001, 9001 and ISO 50001 requirements.

RESPONSIBLE CONDUCT IS AT ALL LEVELS IN THE HIGHEST PRIORITY.



OUR ADVANTAGES


1

In-house R&D with photometric and EMC laboratory



2

1.000m² of SMD assembly line and 3.500m² of production facility (mainly for LED products);
Products made in Slovenia



3

Strategic geo location
(only 160 km to the Port of Koper)



4

Individual project-based
business orientation




5

Strong partnership network
in the field of smart lighting

6

Established EU brand





INDUSTRIAL LIGHTING

7

G LUM



H LUM



H LUM ROUND



H LUM FARM




W LUM GEN 2



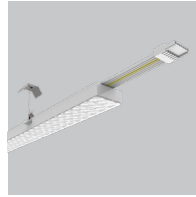
W LUM FARM



M LUM GEN 2



M LUM GEN 2 R



STREET LIGHTING

13

S LUM GEN 3



S LUM GEN 2



S LUM MINI



U LUM



T LUM



SOLAR GEN 2



OUTDOOR LIGHTING

19

F LUM GEN 2



F LUM MIDI




F LUM MINI GEN 2



INDOOR LIGHTING

23

O LUM PANEL



O LUM SCREEN



O LUM QUADRO



I LUM



R LUM



R LUM W



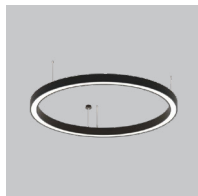
D LUM GEN 4




PLEXI



CYCLONE



EASYLINE



HUMAN CENTRIC LIGHT

31

SKY LUM
WALL & CEILING



SKY LUM
ROUND



I LUM



SKY LUM
PENDANT




SKY LUM
STAND




SMART LIGHTING SYSTEMS

37





LUMENIA
INDUSTRIAL

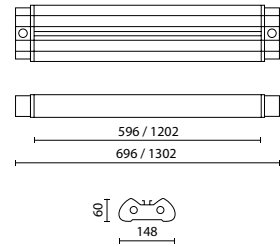




G LUM



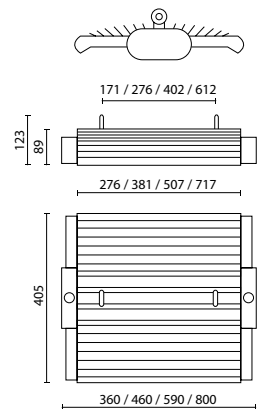
It boasts an ultra-lightweight design and a new revolutionary diffuser technology that provides pleasant lighting in places where it is needed.



H LUM



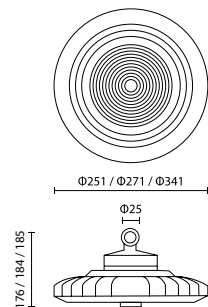
The innovative optical solution contributes to above-average brightness and exceptional efficiency, especially suitable for high ceiling installations.



H LUM ROUND



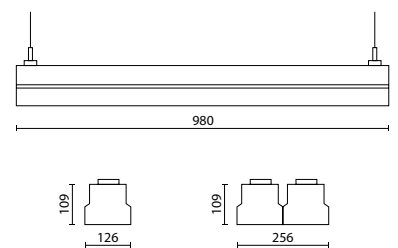
Durable and highly effective industrial LED light for high ceiling installation. It is an ideal solution for spaces which require high illumination but minimum maintenance.



H LUM FARM



With its high protection against dust, contamination and water permeability, the H LUM FARM lamp is an excellent solution for lighting rooms with a dusty and damp environment. It has been specially developed for agriculture and industry as well as chemically aggressive environments.



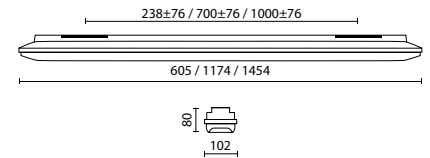
	G LUM	H LUM	H LUM ROUND	H LUM FARM
SYSTEM EFFICACY	Up to 154 lm/W	Up to 149 lm/W	Up to 160 lm/W	138 lm/W
COLOR RENDERING INDEX (CRI)	>80	>80	>80	>70
POWER	18, 36, 53, 55, 60 W	60, 75, 95, 100, 110, 120, 130, 135, 150, 170, 180, 220, 260, 290 W	120, 150, 200 W	150 W
LUMINOUS FLUX	2501–8800 lm	8740–42,100 lm	19,150–31,450 lm	20,695 lm
CORRELATED COLOR TEMPERATURE (CCT)	4000K; 5700K upon request	4000K; 5700K upon request	4000K	4000K
PROTECTION CLASS (IP)	IP 64 / IP 65	IP 65	IP 65	IP 65
MECHANICAL CLASS (IK)	IK 09	IK 08	IK 08	IK 08
OPERATING TEMPERATURE	-20°C to +50°C	-30°C to +55°C (Pr) -30°C to +45°C (St)	-30°C to +50°C	-20°C to +45°C
OPTIONS	DALI or 1-10V, Wire mounting bracket	DALI, Motion detector, Emergency module 1 or 3 h	Mounting accessories for direct mounting, possibility of hanging mounting, Motion sensor	Bracket for direct mounting, possibility of a bracket for hanging mounting, possibility of DALI control
LIFETIME	L80B10 > 80,000 h	L80B10 > 73,700 h	L80B10 > 60,000 h	L80B10 > 50,000 h
APPLICABILITY	Low bay lighting, production facilities, garages, retail, educational establishment, working stations, warehouses	High bay lighting, warehouses, industrial, indoor sport venues, retail	High bay lighting, distribution centers, production facilities, warehouses and sports halls	Agricultural buildings, chemically aggressive environments
WARRANTY	5 years	5 years	5 years	5 years



W LUM GEN 2




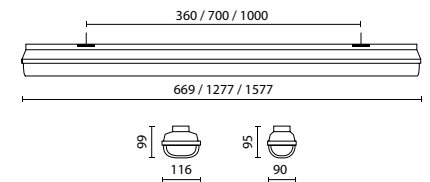
Due to its highly effective protection against the intrusion of dust, pollutants and water, this lamp is an excellent choice for dusty and damp rooms.



W LUM FARM




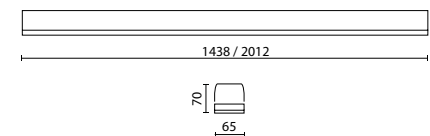
With its high level of protection against dust, contamination and water permeability, the W LUM FARM lamp is an excellent solution for lighting rooms with a dusty and damp environment. It has been specially developed for agriculture and industry as well as chemically aggressive environments.



M LUM GEN 2



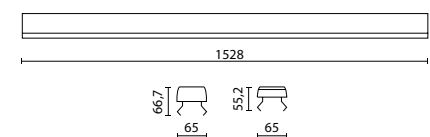
An energy-efficient linear system with a low level of maintenance is an alternative to traditional linear fluorescent lamps in various industrial and commercial facilities. It is the optimal solution for existing lighting systems and excellent for new installations due to low installation costs.



M LUM GEN 2 RETROFIT



A retrofit solution that offers an easy and efficient installation process without tools and is compatible with various T8 and T5 trunking systems from multiple brands, making it a great choice for updating and reducing stock quantity.



	W LUM GEN 2	W LUM FARM	M LUM GEN 2	M LUM GEN 2 R
SYSTEM EFFICACY	Up to 163 lm/W	Up to 154 lm/W	Up to 170 lm/W	Up to 175 lm/W
COLOR RENDERING INDEX (CRI)	≥80	≥80	≥80	≥80
POWER	21, 22, 27, 34, 44, 54, 75 W	43 W	20, 25, 32, 38, 48, 54, 60, 68, 70, 73 W	22, 26, 35, 40, 52, 58, 68, 75 W
LUMINOUS FLUX	2600–11,000 lm	5000–6600 lm	3400–12,775 lm	3850–13,120 lm
CORRELATED COLOR TEMPERATURE (CCT)	4000K	4000K	4000K; other upon request	4000K; other upon request
PROTECTION CLASS (IP)	IP 66	IP 65	IP 40	IP 40
MECHANICAL CLASS (IK)	/	IK 08	/	/
OPERATING TEMPERATURE	-20°C to +45°C	-20 °C to +35 °C	-25°C to +50°C	-20°C to +50°C
OPTIONS	Bracket for direct mounting, possibility of bracket for hanging mounting	Bracket for direct mounting, possibility of bracket for hanging mounting	Bracket for direct mounting, possibility of bracket for hanging mounting, rail mounting, power selection switch, DALI option	Quick and easy installation using the existing T8 & T5 trunking systems, optional emergency module, power selection switch, DALI option
LIFETIME	L80B10 > 50,000 h	L80B10 > 50,000 h	L80B10 > 90,000 h	L80B10 > 90,000 h
APPLICABILITY	Garages, production facilities, low bay lighting, warehouses, offices	Agricultural facilities, chemically aggressive environments	Warehouses, garages, production facilities, workshops, corridors	Warehouses, production facilities, offices, workshops, schools
WARRANTY	5 years	5 years	5 years	5 years



LUMENIA
STREET



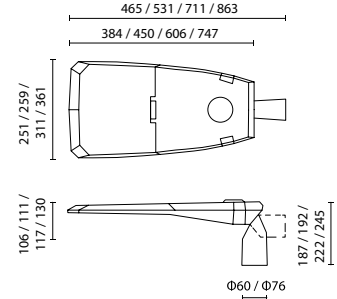


S LUM GEN 3



Innovative energy efficient luminaire that offers toolless access, modular design and 12 different optics. Due to its cast aluminum housing, it is extremely durable and has a long service life even in the most extreme weather and climate conditions.

Di Z Zhaga

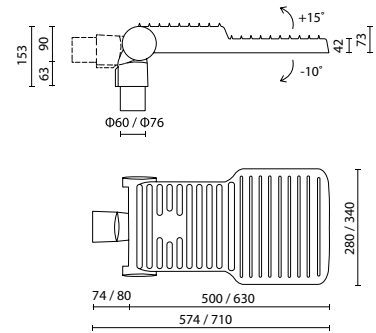


S LUM GEN 2



Innovative energy efficient luminaire that offers toolless access, modular design and 12 different optics. Due to its cast aluminum housing, it is extremely durable and has a long service life even in the most extreme weather and climate conditions.

Being phased-out.

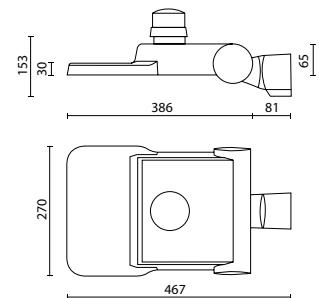


S LUM MINI



Small in size, but extremely powerful and effective in illuminating footpaths, streets and parking lots.

Being phased-out.

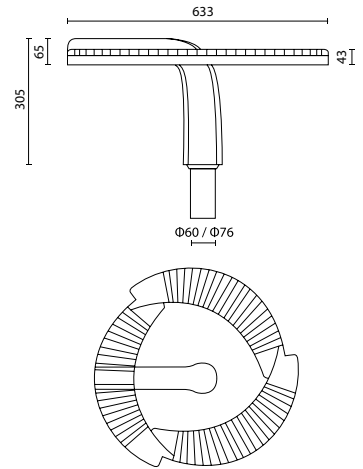


	S LUM GEN 3	S LUM GEN 2	S LUM MINI
SYSTEM EFFICACY	Up to 170 lm/W	Up to 152 lm/W	Up to 159 lm/W
COLOR RENDERING INDEX (CRI)	≥70; ≥80 upon request	≥70; ≥80 upon request	≥70; ≥ 80 upon request
POWER	S LUM S: 10–50 W S LUM M: 50–80 W S LUM L: 80–120 W S LUM XL: 120–200 W	S LUM 1: 30–55 W S LUM 2: 60–135 W	10, 20, 30 W
LUMINOUS FLUX	S LUM S: 1450–6600 lm S LUM M: 6600–13,200 lm S LUM L: 13,200–20,400 lm S LUM XL: 20,400–33,000 lm	4150–20,120 lm	1590–4580 lm
CORRELATED COLOR TEMPERATURE (CCT)	2700K, 3000K, 4000K; other upon request	2700K, 3000K, 4000K; other upon request	2700K, 3000K, 4000K; other upon request
ELECTRICAL / APPLIANCE CLASS	Class I, II	Class I, II	Class I, II
PROTECTION CLASS (IP)	IP 66	IP 66	IP 66
MECHANICAL CLASS (IK)	IK 10	IK 09	IK 09
SURGE PROTECTION OPTIONS	SPD 10 kV / 10 kA	Standard: 6 kV, Premium: 10 kV / 6 kV; 10 kV / 6 kV; additional SPD 10 kV / 10 kA	10 kV / 6kV; additional SPD 10 kV / 10 kA
OPERATING TEMPERATURE	-40°C to +55°C	-40°C to +55°C	-40°C to +55°C
OPTIONS	PLC, RF, NEMA Ready, Double Zgaha ready, Lightswitch, Built-in camera	SPD device, PLC, RF, NEMA Ready, Lightswitch, Built-in camera	NEMA socket, mounting adapters, SPD device
REMOTE MANAGEMENT	DALI D4i + Zhaga socket (standard); RF, PLC, Narrow band	PLC or RF, DALI	Optional RF or PLC, DALI
LIFETIME	L90B10 > 100,000 h	L80B10 > 100,000 h L90B10 > 100,000 h (Premium)	L80B10 > 100,000 h
ADVISABLE INSTALLATION HEIGHT	S LUM S: 4–6m S LUM M: 6–10m S LUM L: 10–12m S LUM XL: 12–20m	Up to 15m	Up to 6m
APPLICABILITY	Streets, urban areas, roads, motorways, parking areas, pedestrian crossings	Streets, urban areas, roads, motorways, parking areas, pedestrian crossings	Streets, urban areas, roads, motorways, parking areas
WARRANTY	5 years	5 years	5 years



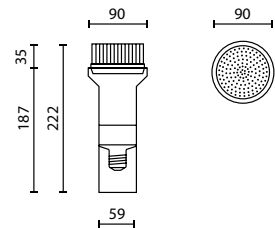
U LUM

The futuristic shape of the lamp complements the aesthetic image of the city, while lower electricity consumption reduces the impact on the environment.



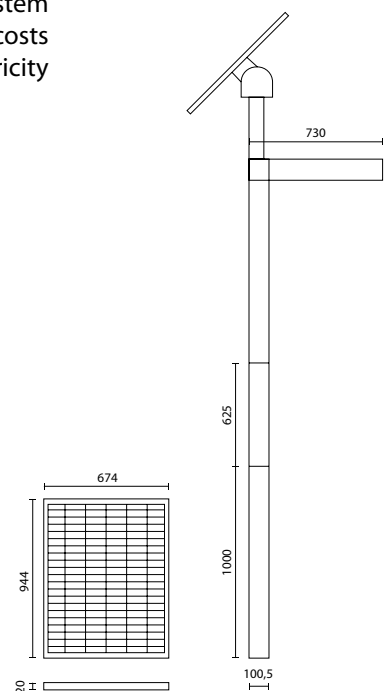
T LUM

The retrofit module is an excellent solution for districts that want to update existing lighting while maintaining a traditional look.



SOLAR GEN 2


The solar-powered street lighting system is characterized by low installation costs in areas without a public electricity network.



	U LUM	T LUM	SOLAR GEN 2
SYSTEM EFFICACY	Up to 130 lm/W	Up to 80 lm/W	Up to 140 lm/W
COLOR RENDERING INDEX (CRI)	>80	≥70	>70; >80 upon request
POWER	10, 25, 40 W	15, 20 W	30 W
LUMINOUS FLUX	1300–5200 lm	1104–1522 lm	4200 lm
CORRELATED COLOR TEMPERATURE (CCT)	3000K, 4000K; other upon request	3000K, 4000K	3000K
ELECTRICAL / APPLIANCE CLASS	Class I, II	Class II	Class II
PROTECTION CLASS (IP)	IP 66	IP 65	IP 66
MECHANICAL CLASS (IK)	IK 08	/	IK 08
SURGE PROTECTION OPTIONS	10 kV / 10 kA	1–2 kV	/
OPERATING TEMPERATURE	-40°C to +55°C	-40°C to +55°C	-20°C to +50°C
OPTIONS	Mounting adapters, SPD device	/	Mounting adaptor, PV Module, Motion sensor
REMOTE MANAGEMENT	DALI	/	/
LIFETIME	L80B10 > 65,000 h	L80B10 > 50,000 h	Battery: 3000 cycles
ADVISABLE INSTALLATION HEIGHT	Up to 6m	Up to 4m	4m
APPLICABILITY	Urban areas, park/gardens, residential areas, pedestrian paths, parking areas	Parks/gardens, residential areas, pedestrian paths	Bikeways, off-grid, parks, parking areas, residential areas, urban areas, bus stops
WARRANTY	5 years	3 years	5 years



LUMENIA
OUTDOOR

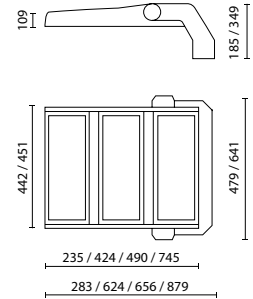




F LUM GEN 2



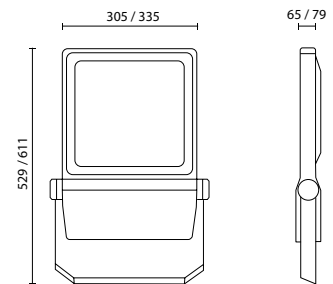
A high power outdoor luminaire used to illuminate large areas.



F LUM MIDI



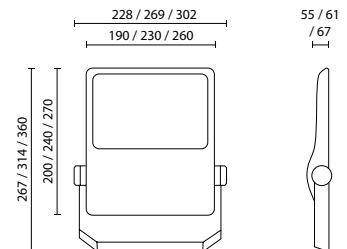
It features a die cast aluminium housing with cooling fins, long lifetime and high system efficiency.



F LUM MINI GEN 2



F LUM Mini is our smallest outdoor fixture used to illuminate small sized areas. Lamps also have a dip switch that allows for multiple power options of the same model.



	F LUM GEN 2				F LUM MIDI			F LUM MINI GEN 2		
SUPPLY VOLTAGE	220–240 VAC				220–240 VAC			220–240 VAC		
SYSTEM POWER	600W	960W	1200W	1800W	200W	250W	300W	30/ 50W	80/ 100W	150 W
LUMINOUS FLUX	Up to 93,300 lm	Up to 148,190 lm	Up to 183,009 lm	Up to 279,063 lm	Up to 28,519 lm	Up to 36,089 lm	Up to 42,449 lm	4,350/ 7,250 lm	11,600/ 14,500 lm	Up to 21,750 lm
EFFICACY	Up to 150 lm/W	Up to 150 lm/W	Up to 150 lm/W	Up to 150 lm/W	Up to 144 lm/W	Up to 144 lm/W	Up to 144 lm/W	Up to 145 lm/W	Up to 145 lm/W	Up to 145 lm/W
COLOR RENDERING INDEX (CRI)	>70; other upon request				>70; other upon request			>70		
CORRELATED COLOR TEMPERATURE (CCT)	5000K; 3000K, 4000K upon request				4000K; other upon request			4000K; other upon request		
NUMBER OF DIFFERENT OPTICS	9				3			1		
LIFETIME	L80B10 > 100,000 h				L70B10 > 50,000 h			L80B10 > 50,000 h		
COMMUNICATION PROTOCOL	DALI or DMX optional				DALI optional			/		
PROTECTION CLASS (IP)	IP 66				IP 66			IP 66		
MECHANICAL CLASS (IK)	IK 08				IK 08			IK 08		
OPERATING TEMPERATURE	-30°C to +50°C				-30°C to +50°C			-30°C to + 50°C		
MATERIAL	Aluminum				Aluminum			Aluminum		
APPLICABILITY	Stadiums, industrial, airports, harbors, squares, parking areas				Building exterior, parking areas, small and medium sized sport fields, billboards			Facades and building exterior, gas stations, parking areas, billboards		
WARRANTY	5 years				5 years			5 years		



LUMENIA
INTERIOR

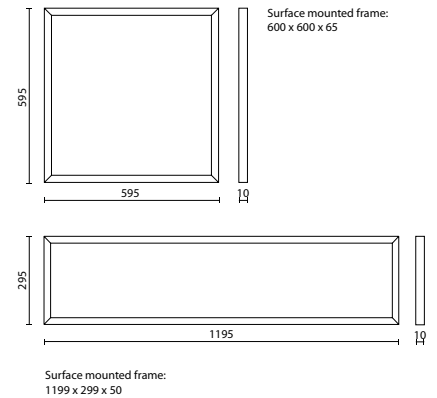




O LUM PANEL



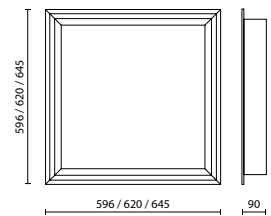
Made of high quality materials, it allows easy installation and extremely consistent lighting. Tunable White (TW) version also available.



O LUM SCREEN



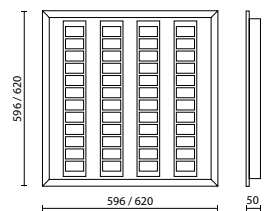
It complies with all applicable standards and regulations regarding operation in very clean rooms, which require easy cleaning and prevent the ingress of dust.



O LUM QUADRO



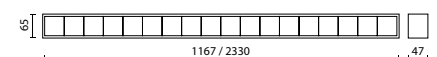
A combination of the classic design of traditional office lights and state-of-the-art technology for the best user experience.



I LUM



Versatile linear light of top performance, which brings elegance and minimalism to any room. I LUM also allows for the use of empty profiles, I, L, T and U connectors to connect the lamps into an infinity line or other various shapes. It can be surface mounted or pendant mounted.



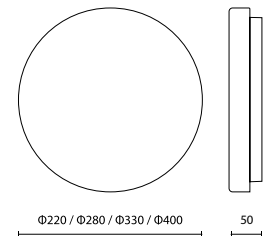
	O LUM PANEL	O LUM SCREEN	O LUM QUADRO	I LUM
SYSTEM EFFICACY	Up to 140 lm/W	Up to 130 lm/W	Up to 100 lm/W	Up to 111 lm/W
COLOR RENDERING INDEX (CRI)	>80; >90 upon request	≥80	≥80	>80
POWER	30, 36, 40 W	40 W	40 W	30, 45 W
LUMINOUS FLUX	3960–4300 lm	4800 lm	4000 lm	3000–5000 lm
CORRELATED COLOR TEMPERATURE (CCT)	4000K; tunable white; other upon request	4000K; other upon request	4000K; other upon request	4000K, HCL; other upon request
PROTECTION CLASS (IP)	IP 40 ali IP 65	IP 65	IP 20	IP 20
UGR	<19 or <22	≤19	≤19	≤19
OPERATING TEMPERATURE	-20°C to +40°C	-20°C to +45°C	-20°C to +45°C	-20°C to +35°C
OPTIONS	DALI optional, Emergency module 1 or 3 h	DALI optional, Emergency module 1 or 3 h	DALI optional, Emergency module 1 or 3 h	DALI optional, Bluetooth optional
LIFETIME	L80B10 > 50,000 h	L80B10 > 50,000 h	L80B10 > 50,000 h	L80B10 > 50,000 h
APPLICABILITY	Offices/meeting rooms, educational establishments, retail	Clean rooms/ pharmaceuticals, hospitals	Offices/meeting rooms, retail, hospitals, educational establishments	Offices/meeting rooms, libraries, educational establishments, retail, corridors
WARRANTY	5 years	5 years	5 years	5 years



R LUM



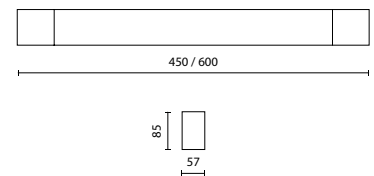
Ceiling lamp that provides optimal lighting and requires little maintenance.



R LUM W



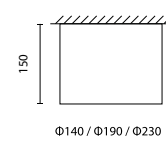
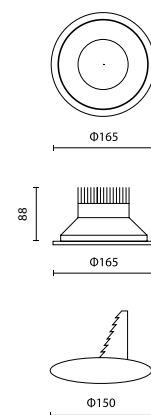
Wall lamp for indoor lighting that provides optimal lighting and requires simple installation and little maintenance.



D LUM GEN 4



A minimalist lamp that provides pleasant and high-quality lighting, with low glare and easy installation. It is designed for public spaces and surfaces, staircases, corridors, lobbies and shops.



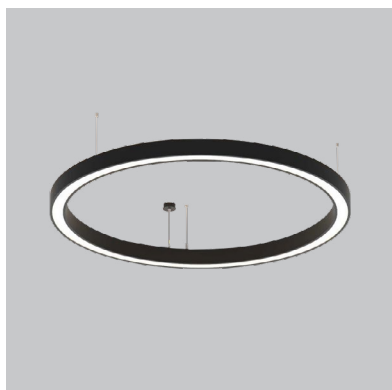
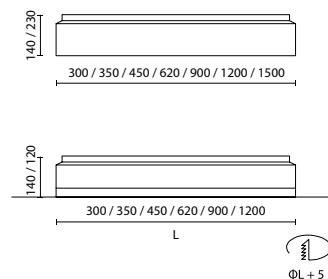
	R LUM	R LUM W	D LUM GEN 4
SYSTEM EFFICACY	Up to 129 lm/W	100 lm/W	Up to 130 lm/W
COLOR RENDERING INDEX (CRI)	>80	>80	80
POWER	10, 18, 24, 36 W	8–10 W	6, 9, 14, 20, 24 W
LUMINOUS FLUX	1290–4650 lm	800–1000 lm	780, 1170, 1820, 2600, 3120 lm
CORRELATED COLOR TEMPERATURE (CCT)	4000K; 3000K optional (version with MS); 3000 / 4000 / 5000 K (CCT switch)	3000K, 4000K, 5000K	4000K; other upon request
PROTECTION CLASS (IP)	IP 54	IP 44	IP 40
UGR	/	<19	<19
OPERATING TEMPERATURE	-20°C to +40°C	-20°C to +55°C	-20°C to +35°C
OPTIONS	Switch for selecting the color temperature of the light or integrated sensor optional	Switch for selecting the color temperature of the light	DALI optional
LIFETIME	L80B10 > 50,000 h	L80B10 > 50,000 h	L80B10 > 80,000 h
APPLICABILITY	Corridors, stairways, toilets, living room	Toilets, Bathrooms	Corridors, retail, stairways, public rooms and areas
WARRANTY	5 years	5 years	5 years



PLEXI



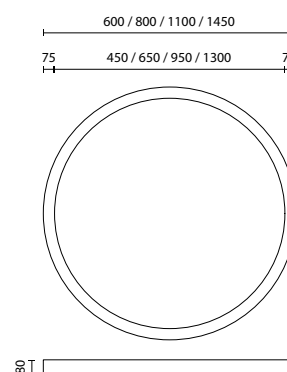
Plexi is a modern designed circular lamp. Due to the uniform illumination, it is suitable for lighting lobbies, corridors, offices, shops and private living spaces. Available as suspended or ceiling mounted and as downlighter or recessed.



CYCLONE




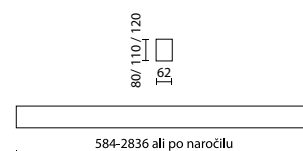
Cyclone is distinguished by its efficiency and modern appearance. It is a perfect statement piece for large areas such as entry halls, staircases, shops and retail stores and etc. Because it creates perfect lighting conditions without unpleasant reflections and glare it is also suitable for use in workplaces. Available as suspended or ceiling.



EASYLINE




Due to the continuous-row system, the illumination of the lamp is completely uniform from start to finish and is therefore suitable for use from entrance rooms to offices.



	PLEXI	CYCLONE	EASYLINE
SYSTEM EFFICACY	Up to 127 lm/W	100 lm/W	Up to 137 lm/W
COLOR RENDERING INDEX (CRI)	80	80	>80
POWER	20, 24, 60, 110, 175, 270 W	38, 52, 79, 99 W	10, 15, 16, 20, 24, 25, 30, 32, 35, 40, 48, 56, 64 W
LUMINOUS FLUX	1,000–34,300 lm	3800–9900 lm	1,300–17,096 lm
CORRELATED COLOR TEMPERATURE (CCT)	3000K, 4000K	3000K, 4000K	3000K, 4000K, 5000K
PROTECTION CLASS (IP)	IP 40	IP 20	IP 40 / IP 54
UGR	/	/	/
OPERATING TEMPERATURE	0°C to +25°C	0°C to +25°C	0°C to +25°C
OPTIONS	Connection for emergency module	Emergency module 1 or 3 h, Dimming option, Upon request in up and down edition	Emergency module 1 or 3 h, Dimming option, Upon request in up and down edition
LIFETIME	L80B10 > 72,000 h	L80B10 > 72,000 h	L80B10 > 72,000 h
APPLICABILITY	Lobbies and corridors, stairways, offices, retail, living spaces	Foyer, stairways, museums, restaurants, shops, offices	Corridors, stairways, offices and meeting rooms
WARRANTY	5 years	5 years	5 years



LUMENIA
HCL

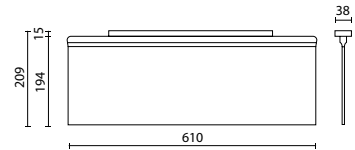




SKY LUM WALL



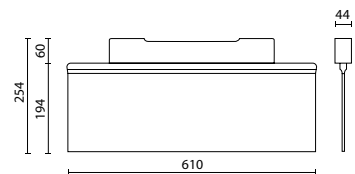
Comes from our first line of products for Human Centric Lighting, which balances visual, emotional and biological human needs with appropriate and precise lighting.



SKY LUM CEILING



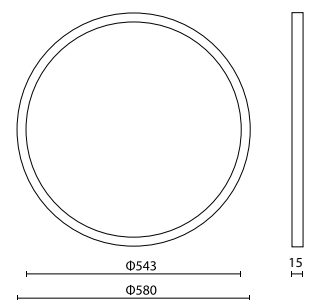
Comes from our first line of products for Human Centric Lighting, which balances visual, emotional and biological human needs with appropriate and precise lighting.



SKY LUM ROUND



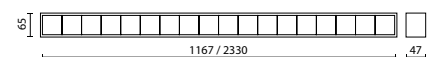
Modern lamp with direct and indirect lighting, which gives an elegant look to any room.



I LUM



Versatile linear light of top performance, which brings elegance and minimalism to any room. I LUM also allows for the use of empty profiles, I, L, T and U connectors to connect the lamps into an infinity line or other various shapes. It can be surface mounted or pendant mounted.



	SKY LUM WALL & CEILING	SKY LUM ROUND	I LUM
SYSTEM EFFICACY	Up to 94 lm/W	Up to 100 lm/W	Up to 111 lm/W
COLOR RENDERING INDEX (CRI)	>85 at 4000K; >90 at 5300K	>85 at 2700K; >85 at 4000K; >85 at 5400K	>80
POWER	21 W	40 W	30, 45 W
LUMINOUS FLUX	1980 lm	4000 lm	3000–5000 lm
CORRELATED COLOR TEMPERATURE (CCT)	4000K, 5300K	Tunable from 2700K to 5400K	Tunable from 2400K to 5700K
PROTECTION CLASS (IP)	IP 54	IP 40	IP 20
UGR	<16 / <19	<19	≤19
OPERATING TEMPERATURE	-20°C to +45°C	-20°C to +45°C	-20°C to +35°C
OPTIONS	DALI, DALI DT8	DALI, DALI DT8	DALI optional, Bluetooth
LIFETIME	L80B10 > 50,000 h	L70B10 > 50,000 h	L80B10 > 50.000 h
APPLICABILITY	Offices and meeting rooms, medical facilities and residential care, corridors and stairways, educational establishments, hair and beauty salon	Offices and meeting rooms, medical facilities and residential care, corridors and stairways, educational establishments, hair and beauty salon	Offices and meeting rooms, libraries, educational establishments, retail, corridors
WARRANTY	5 years	5 years	5 years

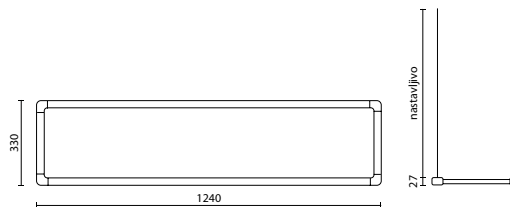
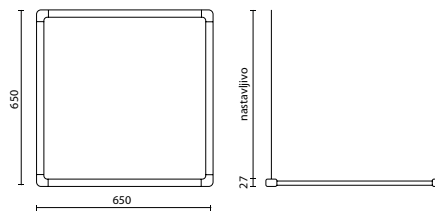
BENEFITS OF HCL





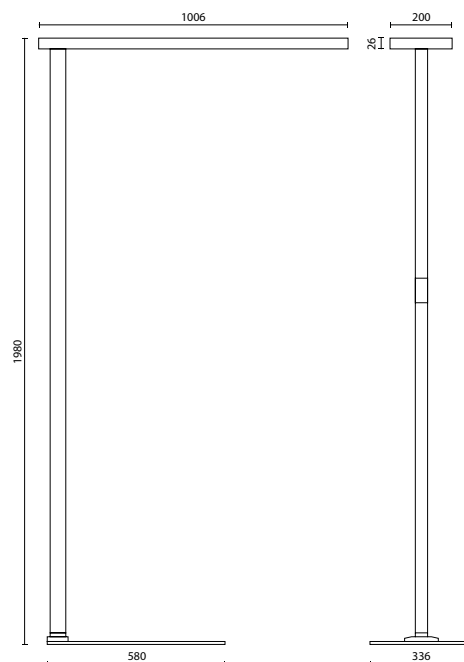
SKY LUM PENDANT

Comes from our first line of products for Human Centric Lighting, which balances visual, emotional and biological human needs with appropriate and precise lighting.



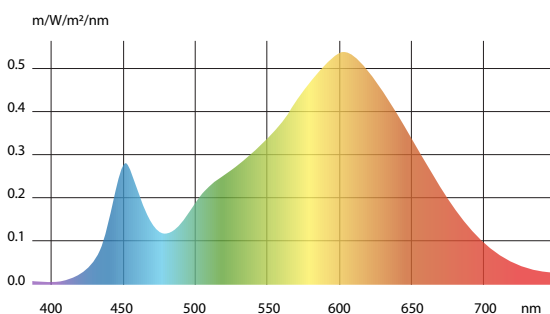
SKY LUM STAND

A modern designed floor lamp with smart HCL functions that provide the user with a pleasant experience.

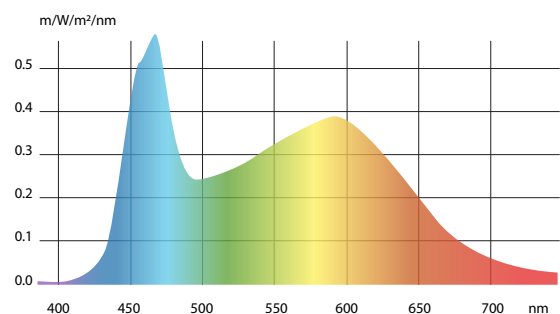


	SKY LUM PENDANT	SKY LUM STAND
SYSTEM EFFICACY	Up to 104 lm/W	Up to 115 lm/W
COLOR RENDERING INDEX (CRI)	>85 at 3000K; >85 at 4000K; >90 at 5300K	>80 at 3000K; >80 at 4000K; >80 at 6000K
POWER	50 W	75 W up / 25 W down
LUMINOUS FLUX	5105 lm	9500 lm up / 2500 lm down
CORRELATED COLOR TEMPERATURE (CCT)	Tunable from 3000K to 5300K, 4000K	Tunable from 3000K to 6000K
PROTECTION CLASS (IP)	IP 54	IP 20
UGR	≤16	<14
OPERATING TEMPERATURE	-20°C to +45°C	-20 C° to +45 C°
OPTIONS	DALI, DALI DT8, Bluetooth	Control switches on lamp stand, daylight sensor, motion sensor
LIFETIME	L80B10 > 50,000 h	L80B10 > 50,000 h
APPLICABILITY	Offices and meeting rooms, medical facilities and residential care, corridors and stairways, educational establishments, hair and beauty salon	Offices and meeting rooms, educational establishments, libraries
WARRANTY	5 years	5 years

The 3000K spectrum = part of the HCL CCT management



The 5500K spectrum = part of the HCL CCT management





LUMENIA
SOLUTION



SMART LIGHTING SYSTEMS

LUMENIA lighting set of solutions tackles the challenges of Internet of Things and Machine to Machine (M2M) technologies by using solutions that provide a new level of connectivity with LED lighting at its core.


Services of monitoring, managing and analyzing data on movement, traffic, people, temperature and light enable us to:

- effectively plan the urban environment
 - improve public safety and security
 - reduce energy consumption
 - reduce light and air pollution
 - maximize cost efficiency
- improve wellbeing.



LIGHTING FIXTURES

We have a huge portfolio of street, industrial and interior lighting products, which can always be adjusted to local market requirements and needs.



VIDEO SURVEILLANCE, ANALYSIS AND ANALYTICS

In field of video surveillance and video analytics we work with a partner company AXIS, the world leader in camera and video analytics technology.



POWER CONSUMPTION METERING AND SUB-METERING

A plug-in platform that allows you to use and integrate different metering and sub-metering systems for monitoring power consumption of lighting or other devices.



SOFTWARE ANALYTICS

Additional software analytic can provide us with useful information such as: license plate recognition; face capture; traffic accidents detection.




COMMUNICATION PROTOCOLS AND TECHNOLOGIES

For best user experience our lighting systems support different communication protocols and technologies, such as DALI, Radio Frequency or Power Line control.



MULTIPLE SENSOR SYSTEMS

To acquire sufficient data for analytics, we provide multiple environment sensors for detecting motion and light, vision sensors and sensors collecting different environmental data.



LIGHTING MANAGEMENT SYSTEM

Our CMS LUM can be easily integrated into the IoT platform.



ELECTRIC CAR CHARGER

Car charging socket connected to the lighting management system.



We have developed Lumenia Solutions program to offer you a wide range of options to make your environment more comfortable, safe and interactive. Many years of cooperation with selected partners have brought us many gadgets for connecting to the Internet of Things.

We offer a variety of IoT platforms that can meet all your needs. The platforms allow different configurations depending on your needs and local requirements.

LOCAL CONTROL SYSTEM

The Easy Air SNH(B)210 MC is started and configured via Bluetooth, which can be used on modern smartphones with the Philips app MasterConnect. The sensors do not require additional network gateways or control panels. In a group, the sensors communicate with each other using the Zigbee protocol, which allows easy connection and management. Using Zigbee protocols, we achieve lower energy consumption in industrial applications with high ceilings without compromising the aesthetics of the space.

CENTRAL CONTROL SYSTEM

A rational management allows us to reduce electricity costs, according to the needs, desires and habits of the users. The solutions are based on PLC controllers from different manufacturers (Schneider, Cybro, Siemens,...), so we can offer you the best possible solution for the given situation at a given time. Most of the intelligent lighting solutions are based on the standard DALI.

CENTRAL ANALYTICAL CONTROL SYSTEM

Encelium X offers a complete lighting control system that includes Polaris software. The system allows vertical integration of all components required for lighting control (sensors, gateways, wireless control modules, buttons, touch screens for control, etc.). The system allows graphical representation of rooms and components in the room, real-time measurement of energy consumption, presence detection, scenarios according to which the lighting operates, and general lighting management.

CONTACT US

LUMENIA d.o.o.
Kandrše 7, 1252 Vače, Slovenia

T: +386 3 567 07 96

E: info@lumenia.com

W: www.lumenia.com

REFERENCES:



DOCUMENTATION:





LUMENIA d.o.o.
Kandrše 7, 1252 Vače, Slovenia

T: +386 3 567 07 96
E: info@lumenia.com
W: www.lumenia.com