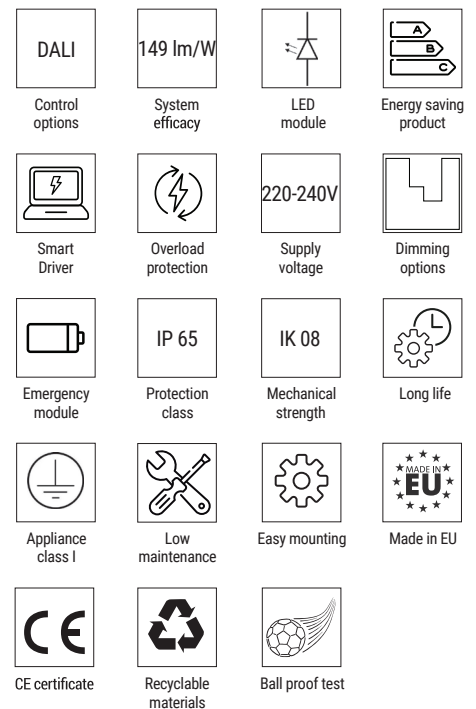




H LUM light is a durable, highly effective industrial LED luminaire for high ceiling installation. It is an ideal solution for distribution centers, production facilities, and warehouses or gyms, which require high illumination but minimum maintenance. With finely engineered housing, made of anodized, extruded aluminum, H LUM fixture dissipates heat and keeps the LEDs inside cool and bright for years.



	H LUM Standard	H LUM Premium
System efficacy	Up to 145 lm/W	Up to 149 lm/W
Supply voltage	220-240 VAC	220-240 VAC
LED	198-576	198-576
Power	120-290 W	60-260 W
Luminous flux	16,000-42,100 lm	8,740-38,720 lm
Power factor	> 0.97	> 0.97
Advisable installation height	Up to 16 m	Up to 16 m
Weight	4 kg, 5 kg, 7 kg, 9kg	4 kg, 5 kg, 7 kg, 9kg
Lifetime L80B10	> 60,000 h	> 60,000 h
CCT	4,000 K; optional 5,700 K	4,000 K; optional 5,700 K
CRI	> 80	> 80
Photobiological risk	Risk group 0	Risk group 0
SDCM	4	4
Ingress protection	IP 65	IP 65
Mechanical strength	IK 08	IK 08
Surge protection options	2 kV / 4 kV	2 kV / 4 kV
Operating temperature	-30 °C to +45 °C	-30 °C to +55 °C
Electrical / Appliance class	Class I	
Dimming levels	0- 100 %	
Emergency lighting	1 or 3 h	
Remote control options	DALI	
Colour	Silver mat	
Housing material	Housing: extruded anodised aluminium Cover: extruded PMMA optics	
Mounting	Pendant or fixed ceiling	
Warranty	5 years	
Certificates	IEC 60598-1:2008 (1st Edition), IEC 60598-2-1:1979 (1st Edition) + A1:1987 EN 55015:2013, EN 61547:2009 (clause 5.6), EN 61000-3-2:2006 + A1:2009 + A2:2009, EN 61000-3-3:2013, NF EN 62471: December 2008, IEC TR 62778 Edition 2: July 2014, DIN 18032-3:2018-11 (Only for H LUM 288 and 396)	



MAIN FEATURES

Energy efficacy up to 149 lm/W
High and low bay lighting option

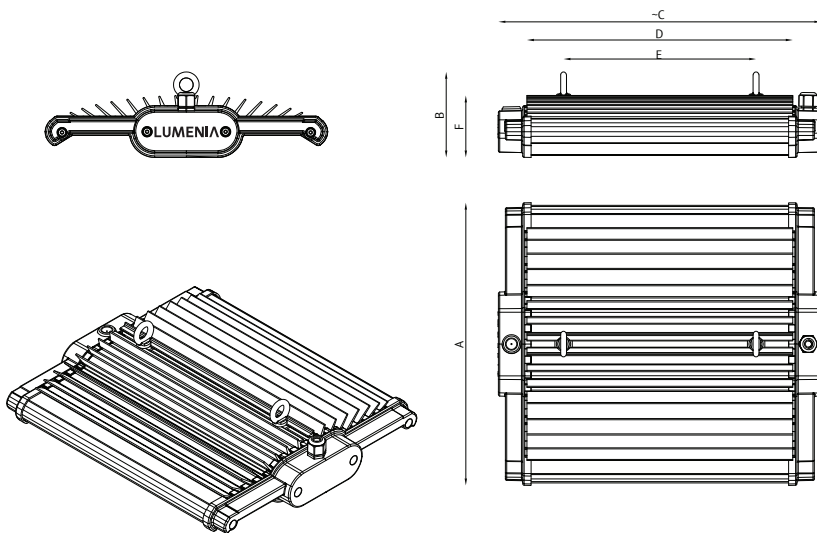
APPLICATIONS

Warehouses and cold storages
Gyms
Factories and retail

ACCESSORIES

Emergency module 1h or 3h
Motion detector

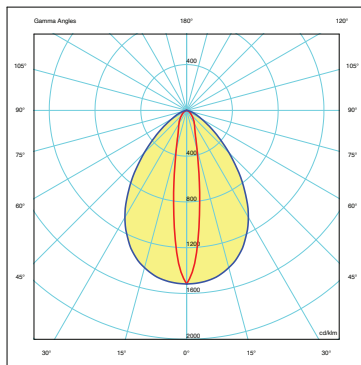
DIMENSIONS



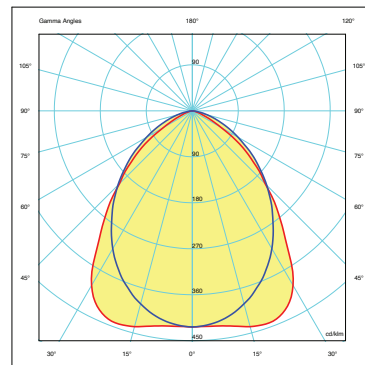
Number of LEDs	198	288	396	576
A	405	405	405	405
B	123	123	123	123
C	360	460	590	800
D	276	381	507	717
E	171	276	402	612
F	89	89	89	89
KG	4 kg	5 kg	7 kg	9 kg

*All dimensions are in mm.

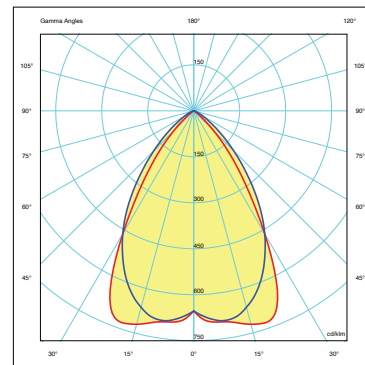
OPTICS



000: Suitable for warehouses.




010: Suitable for production facilities.



111: Suitable for high installation in production facilities.

H LUM MOUNTING ACCESSORY



Steel chain mounting



Steel wire mounting



Fix ceiling mounting

PRODUCT VARIATIONS (with Connector or with Cable Gland)

STANDARD

Article **	LED	Power [W]	Luminous flux [lm]	Efficacy [lm/W]*	Optics available	Body type	Control	Luminaires per fuse	Additional options
H LUM ST.198.120._ _ _	198	120	16000	Up to 133	000,010,111	H LUM 360	DALI, Programmable	< 12	Motion detector MD16
H LUM ST.288.150._ _ _	288	150	21400	Up to 143	000,010,111	H LUM 460	DALI, Programmable	< 8	Emergency lighting 1 / 3 h; Motion detector MD16
H LUM ST.396.220._ _ _	396	220	31400	Up to 143	000,010,111	H LUM 590	DALI, Programmable	< 4	Motion detector MD16
H LUM ST.576.290._ _ _	576	290	42100	Up to 145	000,010,111	H LUM 800	DALI, Programmable	< 6	Motion detector MD16

*depends on CCT & CRI

**product code digits marked with _ _ _ , indicate available optics for model.

The latest validated data is available at www.lumenia.com.

PREMIUM

Article **	LED	Power [W]	Luminous flux [lm]	Efficacy [lm/W]*	Optics available	Body type	Control	Luminaires per fuse	Additional options
H LUM PR.198.060._ _ _	198	60	8740	Up to 146	000,010,111	H LUM 360	DALI, Programmable	< 12	Motion detector MD16
H LUM PR.198.075._ _ _	198	75	10800	Up to 144	000,010,111	H LUM 360	DALI, Programmable	< 12	Motion detector MD16
H LUM PR.198.100._ _ _	198	100	13900	Up to 139	000,010,111	H LUM 360	DALI, Programmable	< 12	Motion detector MD16
H LUM PR.288.095._ _ _	288	95	13800	Up to 146	000,010,111	H LUM 460	DALI, Programmable	< 8	Modul zasilne razsvetljave 1 / 3 h; Motion detector MD16
H LUM PR.288.110._ _ _	288	110	15800	Up to 144	000,010,111	H LUM 460	DALI, Programmable	< 8	Modul zasilne razsvetljave 1 / 3 h; Motion detector MD16
H LUM PR.288.135._ _ _	288	135	19500	Up to 145	000,010,111	H LUM 460	DALI, Programmable	< 8	Modul zasilne razsvetljave 1 / 3 h; Motion detector MD16
H LUM PR.396.130._ _ _	396	130	19300	Up to 149	000,010,111	H LUM 590	DALI, Programmable	< 4	Motion detector MD16
H LUM PR.396.150._ _ _	396	150	21600	Up to 144	000,010,111	H LUM 590	DALI, Programmable	< 4	Motion detector MD16
H LUM PR.396.180._ _ _	396	180	26600	Up to 148	000,010,111	H LUM 590	DALI, Programmable	< 4	Motion detector MD16
H LUM PR.576.170._ _ _	576	170	25100	Up to 148	000,010,111	H LUM 800	DALI, Programmable	< 6	Motion detector MD16
H LUM PR.576.220._ _ _	576	220	32500	Up to 148	000,010,111	H LUM 800	DALI, Programmable	< 6	Motion detector MD16
H LUM PR.576.260._ _ _	576	260	38720	Up to 149	000,010,111	H LUM 800	DALI, Programmable	< 6	Motion detector MD16

*depends on CCT & CRI

**product code digits marked with _ _ _ , indicate available optics for model.

The latest validated data is available at www.lumenia.com.

H LUM MOTION DETECTOR

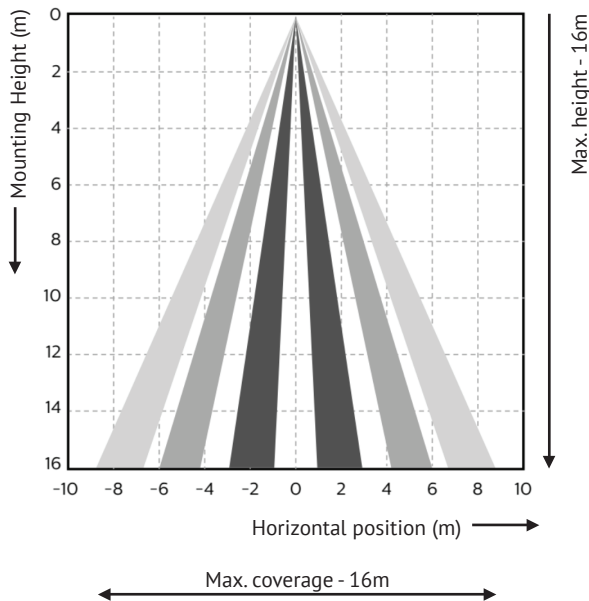
Reducing energy consumption of buildings is no longer possible just with an integration of highly efficient LEDs. Integrated sensor solutions provide additional energy savings and dynamic control of the light, not only with presence detection, but also with measuring the daylight and adjusting the light levels of the light. Because the H LUM luminaires are suitable for high installations, we provide the PIR technology of the sensors. There are two solutions available in order to optimize the usage of them. The sensors can be used for mounting heights up to 16m and provide wide detection area. Programming or commissioning of the sensors can be done by using IR handheld unit, from the ground.

FEATURES

- Occupancy sensing, daylight harvesting and task tuning in one device
- Occupancy sharing, 40 sensors max per group, 6 zones max per group
- 2-wire connection, with Xitanium SR drivers or SR bridge
- Operates with Philips Xitanium SR LED drivers and qualified wireless switches
- Configuration of sensor parameters - if desired - using NFC or IR Philips Field Apps, available on Google PlayStore for free
- 5m to 16m mounting height; IP65 rated

BENEFITS

- Combines functionality to reduce need for multiple components
- Quick task tuning in the field to optimize light and power levels
- Cost-effective solution for energy-savings and code-compliance strategies
- 5-year limited system warranty with Philips Xitanium LED drivers
- Configuration and commissioning from the floor



MD: Motion detector up to 16 m.

Sensor reference	Sensor technology	Mounting heights	IR remote programming	Additional masking shields to tailor detection zones
MD16	PIR	16m	Optional IR handheld unit	Yes